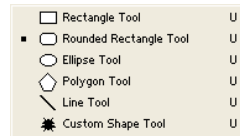


# Making a Basic Shape with Photoshop



On occasion I wish Photoshop had a simple shape creation tool as Microsoft Paint does. If you have ever tried to make a simple shape you know what I mean. These steps outline the process:

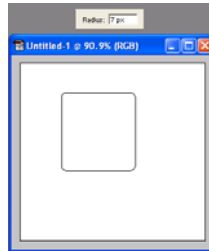
1. Select the rounded rectangle tool



2. Create a new shape work path



3. Set radius to 7 pixels




4. Drag out the shape

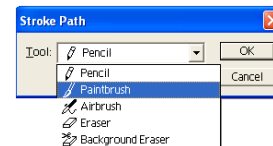
5. Select the path selection tools



6. Set paint brush to size & foreground color



7. With the path tool selected, Left click the shape, then Right click the shape & stroke the path with the Paint Tool



8. From path tab click "Delete the path" – You are done!

